

BIFACIAL MONO TOPCON HALF CELL MODULE

SEMI+MBB

LNE5N144
565-580 WATT



HIGHER POWER DENSITY

- Output up to 580watt on 2.584M²
- Module efficiency high to 22.44%
- Gain more solar power per square meter



SEMI+MBB

- Semi design deduce working temperature of operation and minimize hot-spot risk
- MBB design deduce cover of busbars and improve current collection ability on windy days
- Improve the output/watt



ENHANCED MECHANICAL LOAD

- Wind load 2400 Pascal
- Snow load 5400 Pascal



APPLIED UNDER STRICT CONDITIONS

- Modules could be applied under ammonia, salt mist, high temperature, high humidity condition



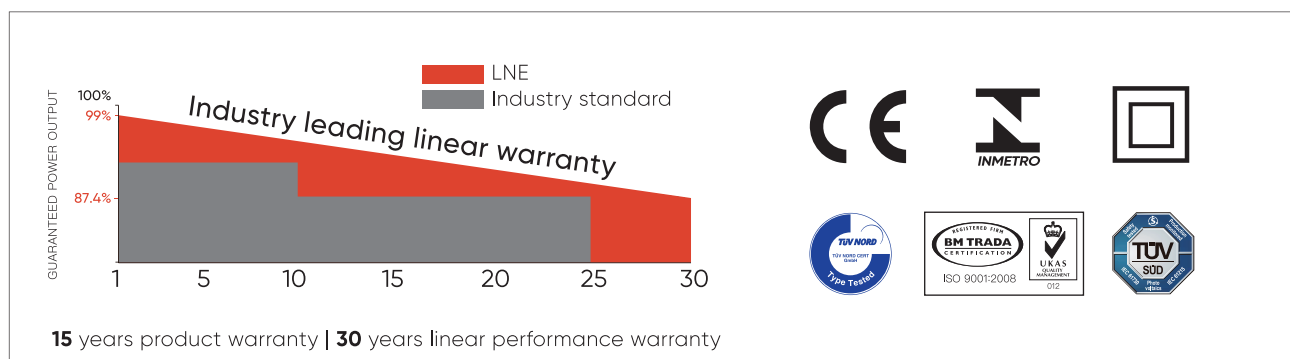

IP68

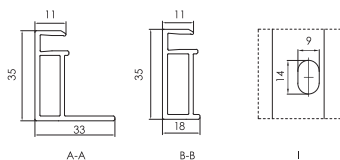
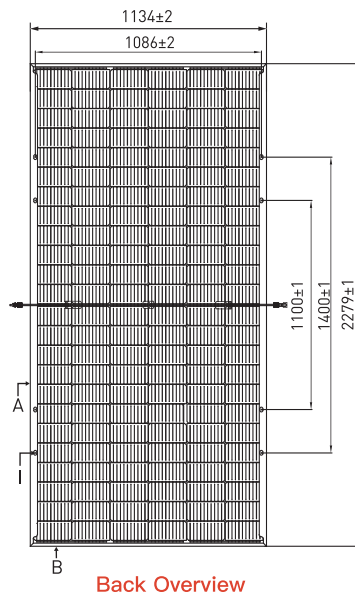
- IP68 junction boxes improve water-proof performance



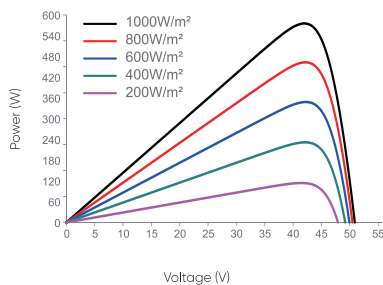
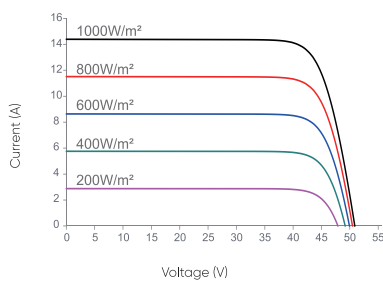
EXCELLENT FIRE-PROOF PERFORMANCE

- Modules have passed anti-fire test





Current-Voltage & Power-Voltage Curves



ELECTRICAL DATA (STC)

Rated Power In Watts-Pmax (Wp)	565	570	575	580
Maximum Power Voltage-Vmpp (V)	42.84	42.99	43.14	43.3
Maximum Power Current-Impp (A)	13.19	13.26	13.33	13.40
Open Circuit Voltage-Voc (V)	50.72	50.97	51.23	51.48
Short Circuit Current-Isc (A)	14.00	14.08	14.16	14.24
Module Efficiency (%)	21.86%	22.06%	22.25%	22.44%

STC: Irradiation 1000 W/m², Cell Temperature 25°C, Air Mass AM1.5 according to EN 60904-3.

ELECTRICAL DATA (NMOT)

Maximum Power-Pmax (Wp)	424	429	435	441
Maximum Power Voltage-Vmpp (V)	39.93	40.15	40.32	40.61
Maximum Power Current-Impp (A)	10.62	10.70	10.78	10.86
Open Circuit Voltage-Voc (V)	48.27	48.51	48.75	48.99
Short Circuit Current-Isc (A)	11.21	11.27	11.33	11.39

NOCT: Irradiation: 800 W/m², ambient temperature: 20°C, air mass: 1.5, wind speed 1 m/s

Electrical Characteristics With Different Rear Side Power Again (Reference To 580w Front)

Pmax gain (%)	5%	10%	15%	20%	25%
Maximum Power (Pmax/W)	609	638	667	696	725
Maximum Power Voltage (Vmpp/V)	43.3	43.3	43.3	43.3	43.3
Maximum Power Current (Impp/A)	14.07	14.74	15.41	16.08	16.75

MECHANICAL CHARACTERISTICS

Solar Cells	Monocrystalline N-type, MBB
Cell Configuration	144 cells (6 x 12 x 2)
Module Dimensions	2279 x 1134 x 35 mm
Weight	32.0 kg
Glass	2.0mm Tempered ARC Glass
Back Sheet	2.0mm Glass
Frame	Anodized Aluminium Alloy, Silver
J-Box	IP68, 3 bypass diodes
Cables	4.0mm ² , (+) 380mm, (-) 380mm or customized length
Connector	MC4 Compatible

TEMPERATURE & MAXIMUM RATINGS

Nominal Module Operating Temperature (NMOT)	44±2°C
Temperature Coefficient of Voc	-0.25% / °C
Temperature Coefficient of Isc	0.045% / °C
Temperature Coefficient of Pmax	-0.30% / °C
Operational Temperature	-40°C~+85°C
Maximum System Voltage	1500VDC
Max Series Fuse Rating	25A

PACKAGING

	40FT (HQ)
Number of Modules Per Container	620
Number of Modules Per Pallet	31
Number of Pallets Per Container	20